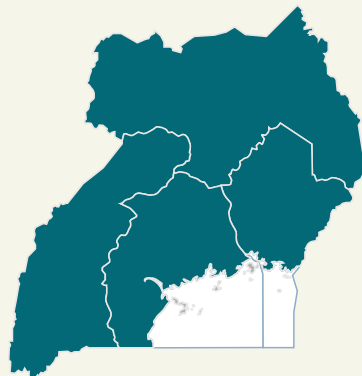



**INVEST IN  
UGANDA**



**Information  
about Uganda**

# General Information



POPULATION  
**45.9** million  
(UBOS Census, 2024)



CURRENCY  
**Uganda Shilling**  
(UGX)



TIME ZONE  
**East Africa Time**  
(UTC+3)



OFFICIAL LANGUAGE  
**English**

## Economic Facts



GDP  
(NOMINAL, 2025 EST.)  
**USD 61** Billion



INFLATION RATE  
(2024 EST.)  
**3.3%**



GDP GROWTH  
RATE (2024 EST.)  
**6.1%**



FDI INFLOWS  
**USD3.03** Billion



GDP PER CAPITA  
**USD 1,220**

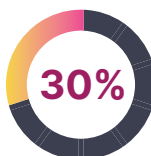


CURRENCY  
**Uganda Shilling**  
(UGX)

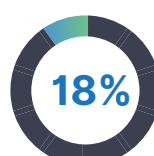


MARKET ACCESS  
EAC, COMESA, AFCFTA,  
EBA (Everything except  
Arms) – EU, Trade Agree-  
ments with China

CORPORATE  
TAX RATE



VAT



### MAJOR EXPORTS

COFFEE, GOLD, FISH, TEA,  
HORTICULTURAL PRODUCTS

# Key Economic Sectors



## AGRICULTURE

Coffee, Tea, Fish, Maize, Cotton



## SERVICES

Health, ICT, Education, Tourism, Financial services



## INDUSTRY

Manufacturing, Agro-processing, Oil & Gas



## NATURAL RESOURCES

Oil, Gas, Gold, Copper, Cobalt, Phosphates, Iron Ore

# Infrastructure



ELECTRICITY ACCESS  
**60%**



FDI (2024 EST.)  
Approx.  
**USD 2.8 billion**



INTERNET ACCESS  
**28%**



ROAD NETWORK  
**159,000 km**  
(national + district roads)



MAJOR ENERGY SOURCES  
**Hydropower, Solar, Thermal, Biomass**



MAJOR AIRPORT  
**Entebbe International Airport**



RAILWAY PROJECTS  
**Standard Gauge Railway (under development)**

## Electricity Tariff in Uganda

Consumer Category	Avg Tariff (UGX/kWh)	Approx. USD/kWh (at 3,679.73 UGX/USD)
Medium scale Manufacturing (≤500 kVA)	355.1	\$0.097
Large scale Manufacturing (≥1,500 kVA)	300.4	\$0.082
Extra large Manufacturing (≥1,500 kVA)	203.6	\$0.055

## Uganda Industrial Water Tariffs (2025)

Consumer Category	Monthly Usage	Tariff (UGX/m³)	Tariff (USD/m³)
Industrial (Low Volume)	≤ 1,000 m³/month	UGX 5,168	\$1.40
Industrial (High Volume)	> 1,000 m³/month	UGX 2,500	\$0.68

## Internet Cost

<div>Rent</div> <div>\$3 to \$7/m²/month depending on location, size, and facility quality</div>	Speed Range	Type	Monthly Cost (UGX)	Monthly Cost (USD)
	10 – 20 Mbps	Fiber (Shared)	130,000 – 195,000	\$35 – \$53
	50 – 100 Mbps	Fiber (Shared)	120,000 – 295,000	\$33 – \$80
	100 – 500 Mbps	Fiber (Shared)	295,000 – 595,000	\$80 – \$162
	1 – 10 Mbps	Wireless (Dedicated)	134,000 – 1,340,000	\$36 – \$364
	2 – 5 Mbps	Wireless (Shared)	550,000 – 1,070,000	\$150 – \$291
	10 Mbps (Capped)	Wireless	112,000 – 280,000	\$30 – \$76



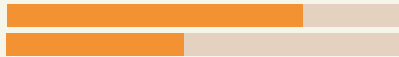
# Social Indicators



LITERACY RATE  
**76%**



LIFE EXPECTANCY  
**63 years**



YOUTH DEMOGRAPHIC

**75%** Under 30  
years old



Top Business  
Investment  
Destination in  
Africa