

Access to the OVO Intranet



**entrepreneurs
for entrepreneurs**
Sustainable cooperation with Africa

Email

Password

Sign in

[Set password](#)





First login

You will receive an email with a link to set your password.

1. To log in for the **first time, you need to set a password** for your OVO Intranet account.
2. You will receive an **email from OVO with a link** that you need to click to set your password.

OVO Set Password



contact@ondernemersvoorondernemers.be

Aan Anne-lise Passelecq

	Beantwoorden	Allen beantwoorden	
--	--------------	--------------------	--



Bericht vertalen naar het: Nederlands

Nooit vertalen vanuit het: Engels

Vertaalvoorkeuren

<https://intranet.ovo.be/changepwd.php?token=9pjkuqvnzgjcltkm87g6>



First login

Remember the email address you need to use

3. **IMPORTANT**: The **email address** to which **you receive the link** to set your password **is also the email address you must use to log in** to the OVO Intranet.

Van: contact@ondernemersvoorondernemers.be <contact@ovo.be>

Verzonden: Donderdag, 12 Februari, 2026 14:39

Aan: Anne-lise Passelecq <anne-lise@ovo.be>

Onderwerp: OVO Set Password

<https://intranet.ovo.be/changepwd.php?token=9pjkuqvnzgj1tkm87g6>

→ See example above: anne-lise@ovo.be is in this case the email address I need to use to log in.



First login

Click the link and set your password

4. Set your password and click “**Submit**” – you will then receive the confirmation “Password has been changed”.
Then click “**Back**”.

Wijzig wachtwoord

Nieuw wachtwoord:

Bevestig wachtwoord:

[Terug](#)



OVO - Wijzig wachtwoord

Wachtwoord is veranderd

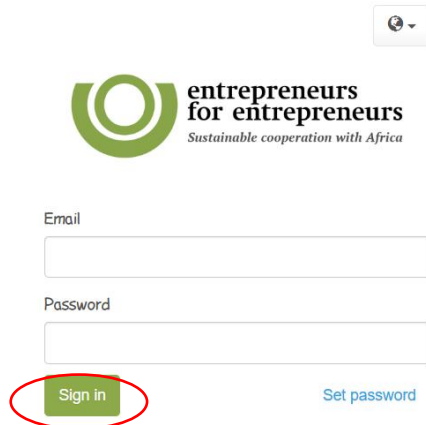
TIP: use a password that is easy to remember.



First login

Sign in

5. You will automatically be redirected to the login page (intranet.ovo.be). Enter your email address and the password you selected. Then click **“Sign in”**.



The screenshot shows the login interface for 'entrepreneurs for entrepreneurs'. At the top left is the logo, which consists of a green circle with a white 'O' inside, followed by the text 'entrepreneurs for entrepreneurs' and the tagline 'Sustainable cooperation with Africa'. To the right of the logo is a small language selection dropdown menu. Below the logo are two input fields: 'Email' and 'Password'. The 'Email' field is a simple white rectangle. The 'Password' field is a white rectangle with a small eye icon on the right side. Below the 'Email' field is a green button with the text 'Sign in', which is circled in red. To the right of the 'Sign in' button is a blue link that says 'Set password'.






First login


Welcome to the homepage





**ondernemers
voor ondernemers**


Duurzame samenwerking met Afrika

 Info Ovo


 Ovo Teams


 Agenda


 Jaarverslagen

 Intranet Handleiding

 Mijn Gegevens

 Wie Is Wie

 Website

 Experts database



Intranet Guide

Watch the introduction video

[Click here to view the OVO Intranet guide.](#)

0 OVO-intranet handleiding ENG Link kopiër...

entrepreneurs for entrepreneurs
Sociëtwijde organisatie met APN

Email
janneke@ovo.be

Password

Sign in Get password

Bekijken op YouTube



Reset password

You can reset your password at any time via “**Set password**”.

Enter your email address to receive a new email with a link to set your password. Afterwards, you can follow the same procedure as during your first login.

Email

Password

Sign in

[Set password](#)



entrepreneurs
for entrepreneurs
Sustainable cooperation with Africa

Enter
username
or email:

Submit

[Back to login page](#)

A reset link has been sent to your email address.


[Click here to return to the login screen](#)



Helpdesk

Having trouble?

Contact anne-lise@ovo.be



Thank you for actively using the intranet.
Together, we make the difference!



**entrepreneurs
for entrepreneurs**
Sustainable cooperation with Africa